



ATUALIZAÇÕES BANCO DE DADOS JANEIRO | 2016



engine (ICE) the expansion of the high-temperature and high-pressure gases produced by combustion apply direct force to some component of the engine. The force is applied typically to pistons, turbine blades, or a nozzle

+15%


78%

-2%



35%

ICE) the expansion of the high-tempera-







AUTO

		MARCA	MODELO	VERSÃO	ANO
		TOYOTA	COROLLA	GLI 1.8 F. 16V MEC	2015
		TOYOTA	HILUX CS	2.0 16V TFSI 183CV	2016
		PEUGEOT	207 3P	X-LINE 1.4 FLEX	2009-2012
		PEUGEOT	307 HATCH 5P	PRESENCE 2.0 16V FLEX AUT.	2008-2012
		PEUGEOT	408 4P	FELINE 2.0 FLEX 16V AUT	2013
		HONDA	FIT 5P	LX 1.4 FLEX 16V	2012
	***	***	***	***	***
		SUZUKI	JIMNY 3P	4SPORT 1.3 16V	2012-2015
	***	***	***	***	***
		NISSAN	MARCH 5P	1.6 RIO 2016 FLEX	2013
		NISSAN	MARCH 5P	S 1.6 16V FLEX FUEL	2013
		NISSAN	SENTRA 4P	2.0 FLEX 16V	2008
		FORD	RANGER CD 4P	XLS 2.2 4X4 DIESEL	2013
		FORD	FOCUS 5P	G.TOUR EXTREME HI-FLEX 1.6	2010-2013
		FORD	VERSAILLES 4P	GL 1.8i	1996

AUTO

		MARCA	MODELO	VERSÃO	ANO
		FORD	NEW FIESTA SEDAN	TITANIUM 1.6 POWER AUT	2016
	***	***	***	***	***
		FIAT	PALIO 5P	SPORTING 1.6 E.TORQ 16V	2016
		FIAT	PALIO 3P	ELX 1.0 MPI FLEX 8V.	2008
		FIAT	PALIO WEEKEND 5P	ADVENTURE 1.8 8V FLEX	2009
		FIAT	SIENA 4P	EL CELEBRATION 1.0 MPI 8V	2016
		FIAT	STRADA CS 2P	WORKING 1.4 MPI FIRE 8V	2010
		FIAT	STRADA ADVENTURE CE	DUALOGIC 1.8 E.TORQ 16V	2016
		FIAT	DOBLÒ ADVENTURE 6P	LOCKER 1.8 MPI 8V FLEX	2016
		FIAT	STRADA CS 2P	TREKKING 1.8 MPI 8V FLEX	2012
		FIAT	PRÊMIO 4P	S 1.3	1987-1988
		VOLKSWAGEN	GOL 5P	RALLYE 1.6 MI TOTAL FLEX 8V	2005
		VOLKSWAGEN	POLO 5P	BLUEMOTION 1.6 MI TOTAL	2009-2011
		VOLKSWAGEN	KOMBI 4P	ESCOLAR 1.4 MI TOTAL FLEX	2013

AUTO

		MARCA	MODELO	VERSÃO	ANO
		VOLKSWAGEN	PASSAT 4P	3.2 V6 FSI 24V TIPTRONIC	2007-2009
		VOLKSWAGEN	SAVEIRO CS 2P	STARTLINE 1.6 TOTAL FLEX	2016
		VOLKSWAGEN	POLO SEDAN 4P	COMFORT. I MOTION 1.6	2010-2011
		VOLKSWAGEN	POLO 5P	SPORTLINE I MOTION 1.6	2010-2011

1 The internal combustion engine is an engine in which the combustion of a fuel (normally a fossil fuel) occurs with an oxidizer (usually air) in a combustion chamber that is an integral part of the working fluid flow circuit. In an internal combustion engine (ICE) the expansion of the high-temperature and high-pressure gases produced by combustion apply direct force to some component of the engine. The force is applied typically to pistons, turbine blades, or a nozzle

4 engine (ICE) the expansion of the high-temperature and high-pressure gases produced by combustion apply direct force to some component of the engine. The force is applied typically to pistons, turbine blades, or a nozzle 78%



ORION

Gestão Integrada de Sinistros



-2%

engine (ICE) the expansion of the high-temperature and high-pressure gases produced by combustion apply direct force to some component of the engine. The force is applied typically to pistons, turbine blades, or a nozzle

engine (ICE) the expansion of the high-temperature and high-pressure gases produced by combustion apply direct force to some component of the engine. The force is applied typically to pistons, turbine blades, or a nozzle